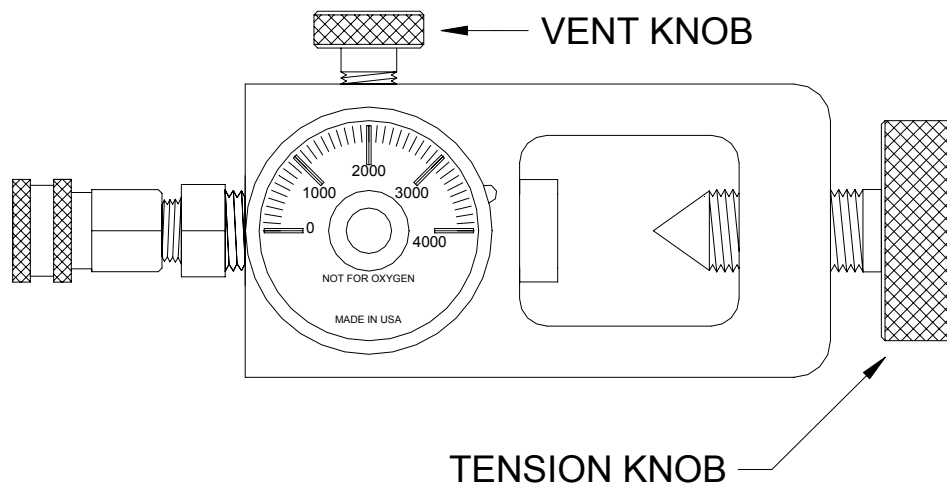
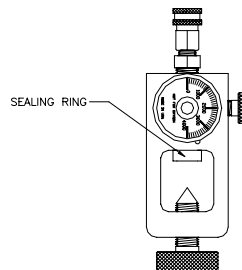


# “SCUBA YOKE” FILL STATION

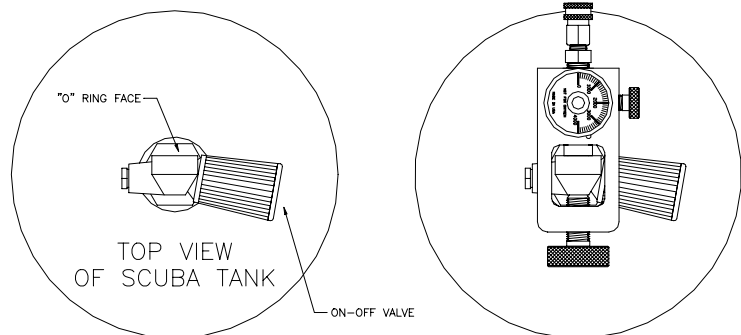


**The Scuba Yoke Fill Station is designed to provide a simple, convenient way of using compressed air from a Scuba tank to refill your air system.**

Your Fill Station will fit right on to any Scuba tank with the standard American valve assembly. When preparing to attach your fill station, first examine the tank valve, and make sure that the “O” ring in the valve face is present and in good condition.



Place the fill station over the top portion of the tank valve, and align the sealing ring with the “O” ring groove on the valve. Once you are sure the alignment is correct, tighten up the tension knob to hold the fill station in place. You are now ready to fill.



To perform a fill, attach the system to be filled to the QD on the station.

Check to make sure the vent knob is closed.

Open the On-Off valve on the tank, and listen for the flow to stop.

Once the flow has stopped, close the On-Off valve on the tank, open the bleed knob, and disconnect the system.